


Technical data sheet

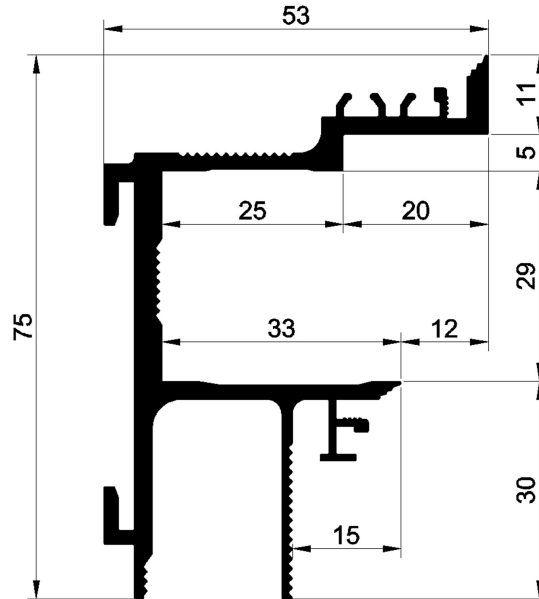
**Model TUS45
 for inward opening doors**



Index

Profile detail.....	2
Recommendations	3
Suitable hinges.....	3
Suitable striking plates	3
Suitable door closers.....	4
Suitable seals.....	5
Timber insert	6
Door leaf	6

Profile detail



Model TUS45		
Description	Item number	Standard lengths*
TUS45	10445-11	1100 mm
TUS45	10445-22	2200 mm
TUS45	10445-27	2750 mm
TUS45	10445-33	3300 mm
TUS45	10445-55	5500 mm

*Special lengths on request.

Suitable for solid and dry construction

For maximum flexibility, 30 min tested by Chiltern Fire. The frame profiles are supplied either mitre-cut to size, or loose for cutting and assembly on-site. They are assembled using locking mitre corner inserts, temporary corner braces and bottom spreader bar. Then the frame is inserted to one side of the opening, attached using moveable brackets. The snap-in mesh ensures no plaster cracks between wall and frame. The door is hung from concealed adjustable hinges set into full-length hardwood sections inserted on all 3 sides of the frame. Suits standard or floor-to-ceiling doors.

Here you can find the assembling video:



masonry construction



drywall

Recommendations

On the basis of detailed tests and long-term experiences our technical office has prepared a recommendation-list regarding the selection of hinges, closing panels and seals. These lists are practical guidelines and non-exhaustive.

RECOMMENDATION		
Suitable hinges		
Producer	Designation	Weight
AGB www.agb.it	ECLIPSE 3.0	40/60 kg
	ECLIPSE 3.2	40/60 kg
Anselmi www.anselmisrl.it	AN 140 3D	40 kg
	AN 150 3D	40 kg
	AN 160 3D	60 kg
	AN 180 3D	80kg
Basys www.basys.biz	PIVOTA DX 35 3-D	40kg
	PIVOTA DX 38 „N“ 3-D (Design)	60 kg
	PIVOTA DX 42 3-D (Design)	60 kg
	PIVOTA DX 43 3-D (Design)	60 kg
	PIVOTA DX 78 3-D (Design)	80 kg
Ceam www.ceamitalia.it	1129	40 kg
	1329	35 kg
	1429	50kg
	1430	60 kg
Krona Koblenz www.kronakoblenz.com	KUBICA K2460	60 kg
	KUBICA K6200	45/60
	KUBICA K6400	30/45 kg
	KOMBI K1019	40/52 kg
	ATOMIKA SLIM K8060	60 kg
Otlav www.otlav.it	INVISACTA IN230	40/60 kg
	INVISACTA IN235	40 kg
Simonswerk www.simonswerk.com	TECTUS TE 240 3D	60 kg

RECOMMENDATION	
Suitable striking plates	
Producer	Designation
AGB www.agb.it	EASY-MATIC XT B01402.11.XX
	EASY-FIX B01402.40.XX
	MINIMAL XT B02402.05.XX
	ALUTOP XT B02402.09.XX

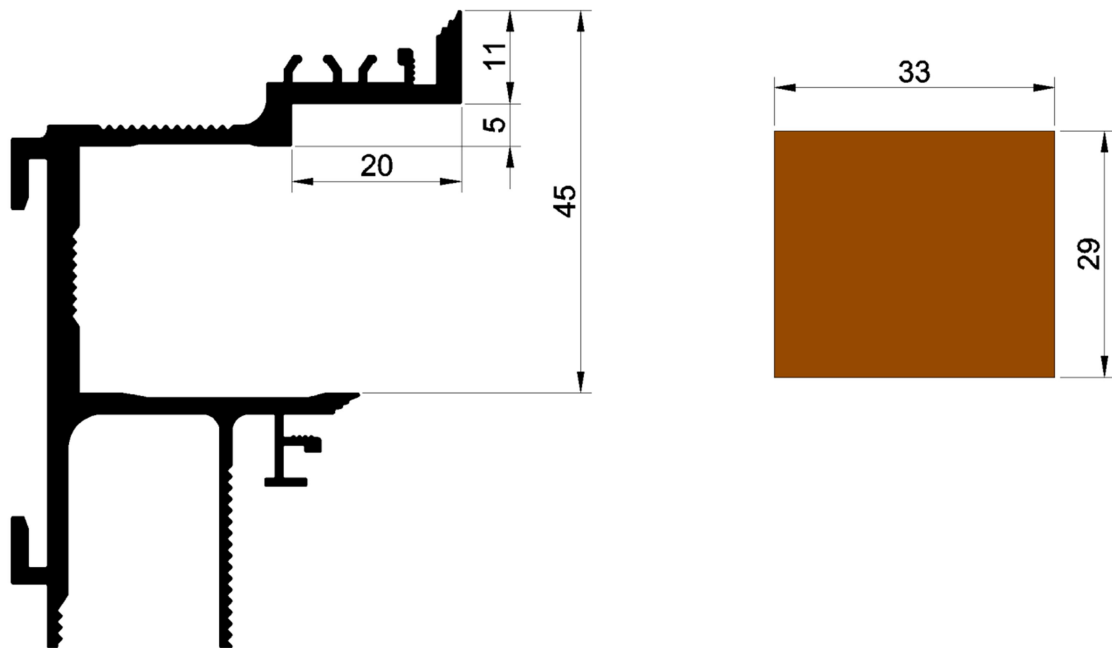
	MINIMAL PLUS XT B02402.28.XX
	ELECTRIC B02800.90.XX
Basys www.basys.biz	SBL 2-L. adjustable V3 li/re, magnetic
Bonaiti Serrature www.bonaiti.it	G992
	G995
	B996
	B998
	GI98
	GIR8
	GIS8
	GF45
	GR95
	GR96
	GR97
	GS91
Dormakaba www.dormakaba.com	SB/MAG/120.20.2,0
	SB/MAG/210.20.2,0
	SB12/MAG/VAR/DS
	SB/MAG/VAR/NL flanged
KFV www.kfv.de	FSS 116-120-20HR
	FSS 116-200-20HR
	FSS 116-245-18HR
	FSS 116-245-20HR
SSF www.ssf.de	MG 50
Simonswerk www.simonswerk.com	KCM 50
	KCM 50/H

RECOMMENDATION	
Suitable door closers	
Producer	Designation
Athmer www.athmer.com	PORTI 5371

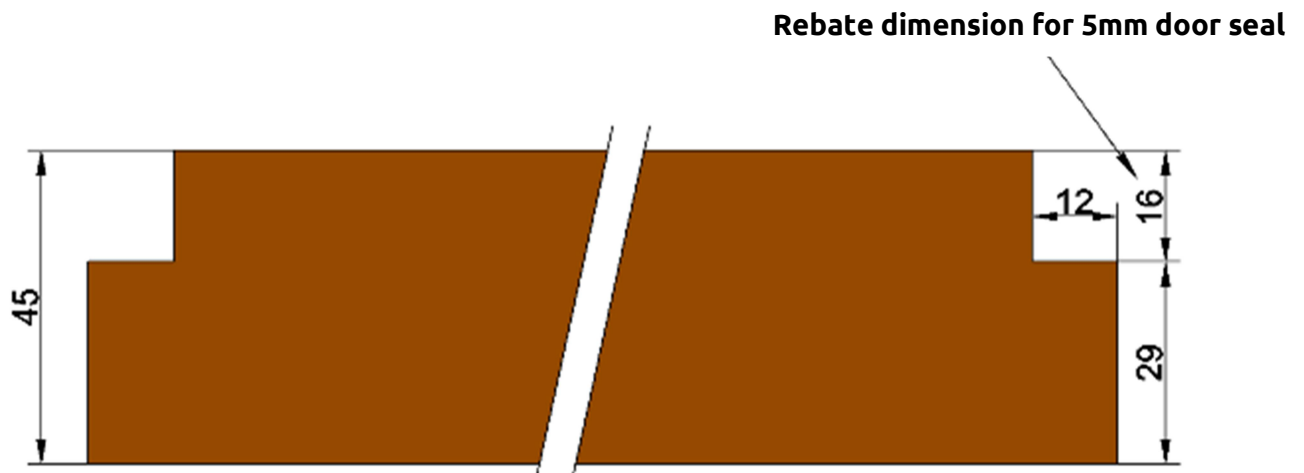
RECOMMENDATION
Suitable seals/gaskets

Producer	Designation
Deventer Profile GmbH www.deventer-profile.com	D S6922 a
Helmut Goll GmbH & Co www.helmutgoll.com	A 1020
PRIMO Profile GmbH www.primo.com	ACF-5602 H
SchlegelGiesse – Giesse S.p.A. www.schlegelgiesse.com	QL 3096
	QL 3104
AGS seals black/white 5,50m/6,60m	Art. Nr. 50096/50097

Timber insert



Door leaf



We guarantee for a high quality of our products. Our processing guidelines are based on tests and practical experiences; they are only indication without assurance of properties, we have no influence on condition of construction sites and the realizations of the works, Country specific regulations, which consist on regional standards, building regulations, processing and industrial guidelines, can guide to specific processing recommendations.