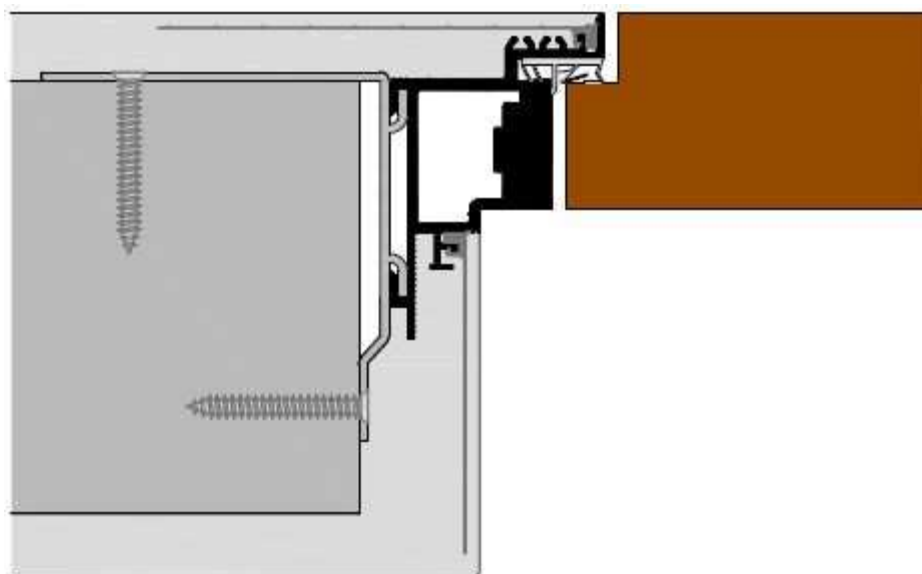

Concealed door frames **TCS** for inward opening doors




Description



The aluminium profiles TCS are used to create **FRAMELESS** doors for solid and dry constructions. They are made on specific **customer demands** and guarantee perfect finished edges, exact lines and filigree shadow gaps. With the clear lines and the smooth junction between the door leave and the wall they refine the visual effects of the room and accomplish all demands of modern architecture. Thanks to the special structure and the snap-in mesh they offer a permanent connection between door elements and the wall. They eliminate plaster cracks and avoid an inconvenient acrylic gap. The offered functionality with the fast and professional assembly through corner connectors and wall fixing brackets outstrips the concept of design.

Material



The door profiles are made of raw untreated aluminium alloy EN EW-6060 (Al-MgSi) with a possible toleration according to UNI EN 755-9. This alloy offers good stability values and it especially suits as a construction material for high surface requirements. The profiles are covered by a protective film and are delivered pre-drilled with a length of 2 metres.

Cement and his derivatives produce alkaline substances when getting wet, which can provoke corrosion if they have time to work on the surface of the aluminium alloy. We reccomend to keep the profiles clear from cement, glue and joints material.

The above mentioned corrosion will be prevented by the recommended priming and finishing of the profiles in wall colours.

Aluminium is not resistant against all chemical compounds, so the contact with hydrocarbon (HCl) and phosphoric acid (H₃PO₄) should be avoided. Also cleaning products for stones, ceramics and suchlike can damage the surface.

Assembly



The assembly must be done in the bare brickwork. Thanks to the provided accessories the profiles can be assembled easily, joined precisely and set into the wall opening. The corner connectors ensure a perfect technical link of 90 degree between the upright profiles and the upper part. To guarantee a perfect distance the AGS bottom spreader bar should be inserted. After plastering works the door panels must be installed. The manual guide must be read carefully before beginning with the assembly of the frame. For a professional installation only the recommended materials from AGS-systems must be used, otherwise every liability expires.

Door leaves

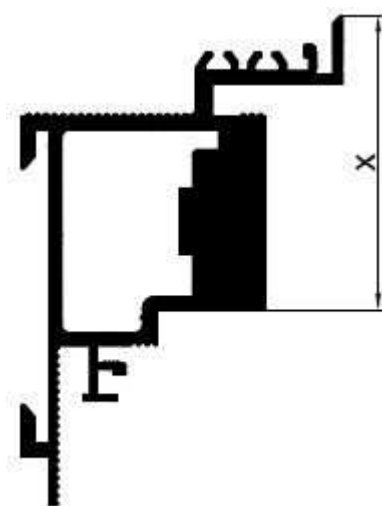


Depending on the door leaf a door frame with 44/45 and 50 mm can be used.

Profiles

The TCS profiles are supplied mitre-cut to suit door size and milled to suit hidden hinges and striking panels or other hardware. All profiles are covered by a protective film and packed/delivered in a kit including the mounting- and fixing accessoires.

TCS



| TCS | | |
|-----------------------------------|--------------------|------------------|
| <u>Solid and dry construction</u> | | |
| <i>Description</i> | <i>Item number</i> | <i>Width (x)</i> |
| TCS45 | 10645 | 45 mm |
| TCS50 | 10650 | 50 mm |
| TCS50F | 10660 | 50 mm |

We guarantee for a high quality of our products. Our processing guidelines are based on tests and practical experiences; they are only indication without assurance of properties, we have no influence on condition of construction sites and the realizations of the works

Country specific regulations, which consist on regional standards, building regulations, processing and industrial guidelines, can guide to specific processing recommendations.